




Classic Air Winch Series

360-680 kg (800-1,500 lb)

Ingersoll Rand Classic Air winches are known throughout the world for rugged dependability. Built with high quality components and all steel construction, this tried-and-true utility winch has been setting the standard for durability, reliability and safety for over 50 years. All models meet or exceed North American ASME B30.7 winch standards. Numerous options include remote control pendants, drum guards, airline accessories and construction cages. When your job requires a winch you can depend on, count on the Ingersoll Rand Classic Air winch.



Ideal for:



Construction

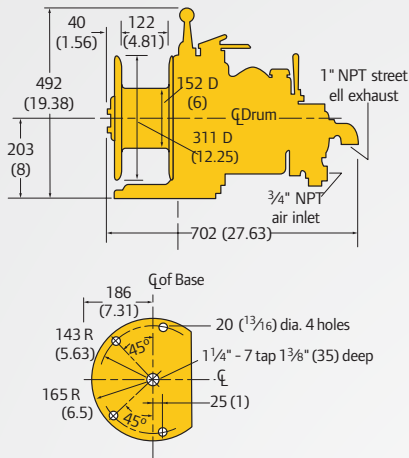


Offshore

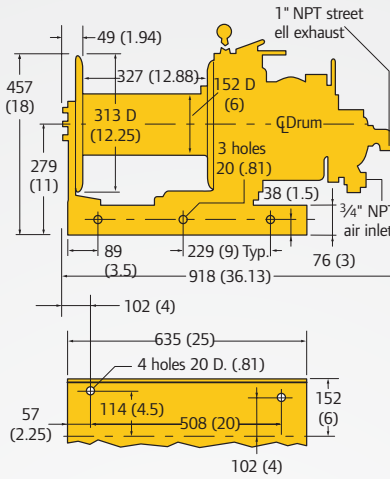


Marine

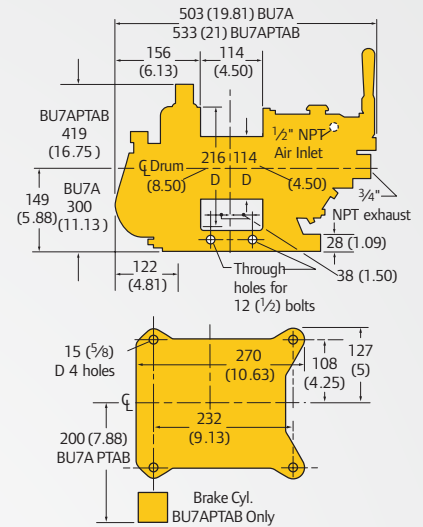
Model: EU



Model: EUL



Model: BU7A and BU7APTAB



All dimensions are in mm (inches)

General Performance. Performance based on a 5:1 design factor and 6.3 bar (90) psi at air inlet when winch is operating

Model	Motor kW (hp)	Line Pull Capacity			Line Speed			Air Consumption with Rated Load m ³ /min (ft ³ /min)	Air Volume Needed To Move Rated Load at Top Layer 3 m (10 ft)	Max. Stall 1st Layer kg (lb)
		First Layer kg (lb)	Mid Drum kg (lb)	Top Layer kg (lb)	First Layer m/min (fpm)	Mid Drum m/min (fpm)	Top Layer m/min (fpm)			
BU7A	1.2 (1.6)	540 (1,200)	454 (1,000)	360 (800)	11 (37)	14 (46)	17 (55)	1.4 (50)	0.25 (9.1)	886 (1,950)
BU7APTAB	1.2 (1.6)	540 (1,200)	454 (1,000)	360 (800)	9 (31)	12 (39)	14 (46)	1.4 (50)	0.3 (10.9)	886 (1,950)
EU	3.3 (4.4)	1,130 (2,500)	909 (2,000)	680 (1,500)	16 (53)	22 (71)	27 (88)	2.8 (100)	0.31 (11.4)	2,045 (4,500)
EUAB/PT	3.3 (4.4)	1,130 (2,500)	909 (2,000)	680 (1,500)	16 (53)	22 (71)	27 (88)	2.8 (100)	0.31 (11.4)	2,045 (4,500)
EUL	3.3 (4.4)	1,130 (2,500)	909 (2,000)	680 (1,500)	16 (53)	22 (71)	27 (88)	2.8 (100)	0.31 (11.4)	2,045 (4,500)

Drum Capacity and Additional Information

Model	Minimum Rope Breaking Force ⁽¹⁾ kN (lb)	Recommended Rope Diameter mm (in)	Drum Capacity per Layer ⁽²⁾ m (ft)								Max. Rope Storage Capacity ⁽³⁾ m (ft)	Net Weight kg (lb)
			Layer 1	Layer 2	Layer 3	Layer 4	Layer 5	Layer 6	Layer 7	Layer 8		
BU7A	18 (4,000)	6.5 (1/4)	6 (21)	13 (44)	21 (70)	30 (97)	39 (127)	48 (159)	- (-)	- (-)	70 (228)	41 (90)
BU7APTAB	18 (4,000)	6.5 (1/4)	6 (21)	13 (44)	21 (70)	30 (97)	39 (127)	48 (159)	- (-)	- (-)	70 (228)	54 (118)
EU	33 (7,500)	8 (5/16)	7 (24)	15 (50)	24 (78)	33 (109)	43 (141)	54 (176)	65 (214)	77 (253)	103 (339)	164 (360)
EUAB/PT	33 (7,500)	8 (5/16)	7 (24)	15 (50)	24 (78)	33 (109)	43 (141)	54 (176)	65 (214)	77 (253)	103 (339)	185 (408)
EUL	33 (7,500)	8 (5/16)	20 (66)	42 (139)	66 (218)	92 (303)	120 (395)	150 (492)	182 (596)	215 (706)	288 (946)	222 (490)

⁽¹⁾ Recommended minimum breaking force of wire rope based on top layer line pull rating.

⁽²⁾ Drum Capacity is based on tightly wound wire rope and 1/2" freeboard from the top of the flange to the top layer. Recommended drum working capacity is 80% of values shown.

⁽³⁾ Max storage capacity is tightly wound with no freeboards.

How to Order

EU RC AB P1

Model
EU
BU7A
EUL

Remote Control
PT Pendent Throttle
RC Remote control
(full flow)
xx Specify control hose
length in feet

Automatic Brake
AB Automatic Brake

Options
E Construction cage
G Drum Guard
J Air Line Accessories⁽¹⁾
P Marine 812 finish
P1 Marine 812-X paint system
P2 Marine 812-X paint system-isocyanate free
W Client witness of load test

⁽¹⁾Add 1 for filter, 2 for lubricator, 3 for regulator (e.g. J12). For protection during shipment and due to the wide range of installation variables, the airline accessories are shipped loose for client installation.



For More Information www.ingersollrandproducts.com/lifting lifting@irco.com

Ingersoll Rand, IR, the IR logo and Impactool are trademarks of Ingersoll Rand, its subsidiaries and/or affiliates. All other trademarks are the property of their respective owners. Nothing contained on these pages is intended to extend any warranty or representation, expressed or implied, regarding the product described herein. Any such warranties or other terms and conditions of sale of products shall be in accordance with Ingersoll Rand's standard terms and conditions of sale for such products, which are available upon request. Product improvement is a continuing goal at Ingersoll Rand. Designs and specifications are subject to change without notice or obligation. Unless otherwise noted this equipment is not designed for transporting people or lifting loads over people. It is the user's responsibility to determine the suitability of this product for any particular use and to check compliance with applicable regulations. Before installation, see maintenance and operations manual for additional warnings and precautions.